


Memory Game:



1. Materials needed:
 - Paper
 - Scissors
 - Something to write with like a pencil or crayons



2. Take a piece of paper and fold it and then cut it into 4 separate sections.



3. Repeat this as many times as you want
4. Now take two of the smaller pieces of paper you made and draw a similar shape, line or image on them. Repeat this with your other pieces of paper to create pairs of matching images.



5. Once you have finished you can play a matching game with them!
6. To play mix up your pieces of paper and set them up face down. Flip over one piece of paper and try to find its match!

